

Niagara Heritage Quilters' Guild

Sept. – Oct. 2011

Vol 17

Issue 1

www.nhqq.ca

P.O. Box 284 Thorold L2V 3Y9

President's Message

Summer is almost over.... Back to School is fast approaching, and a new guild year is about to start. It's hard to believe that just a short while ago, we were in a frenzy, preparing for our Quilt Show. Speaking of Quilt Shows, we have heard so many positive comments from far and wide on our show at Niagara College - this venue really showed off our quilts in a bright and spacious area!



Thanks go to Nina Stahlschmidt and Pat Watt for heading up this spectacular display of Niagara's quilts. Also thanks go to all the committee chairs, and all the volunteers, who, without their hard work, wouldn't have made it "the show of the year". With almost 400 quilts in the show, there were only two duplicates - an amazing feat!

We did well financially, thanks to the sponsors and the Silent Auction. We are exploring using this money to fund bursary or bursaries to Niagara College and Brock University.

A constitution committee met over the summer and made some changes. Details of these will be out in the next newsletter.

We have a great line-up of speakers and workshops for this next year. Most of the speakers are from around the province, but we were also able to "get" Susan Purney Mark from BC, while she will be here in Ontario at other engagements. Thanks to Lynda Iannandrea and her committee for getting such a great line-up. (She's already started on next year!)

I hope you all had a wonderful summer, kept cool and got lots of quilting done. Looking forward to another exciting year,

Marilyn Michelin

Social Hour:

Doors open: 6:30 pm

September: last names beginning with **A** and **B** will bring the goodies for this month.

October: last names beginning with **C, D, & E** are asked to bring the goodies for this month.

Sunshine Report

Report to Secretary Donna Murray, 905-356-2457, members who require special sunshine due to illness of bereavement.



Niagara Heritage Quilters' Guild meet the third Wednesday of the month at the Merriton Community Centre, 7 Park St. St.Catharines

Dates:	Sept. 21, 2011	Feb. 15, 2012
	Oct. 19, 2011	Mar. 21, 2012
	Nov. 16, 2011	Apr. 18, 2012
	Jan. 18, 2012	May 16, 2012

Remember to Bring:

Name badge
Membership Form
Membership card
Mug for drink
Money for Loonie and 50-50 draws
Show and Tell
Block of the Month

2011-12 Executive Committee Officers:

President: Marilyn Michelin
Vice President (Admin): Valerie Leadley
Vice President (A&E): Gloria Meyer
Secretary: Donna Murray
Treasurer: Anne Carruthers
Programme: Doris Carbert
Lynda Iannandrea
Past President: Jan Metcalfe Brown

Administrative Chairs:

Gloves: Gayle Stewart
Greeters: Verna Saveall
History/Archives: Alice Muller
Library: Hilary Sandham
Newsletter: Elaine Baty
Website: Marilyn Michelin
Publicity: Doris Carbert

Activities and Events Chairs:

Block of the Month: Joan Wilson
Community Outreach: Lynne Wilkinson
Social: Mary Ahle
Sophia Etherington
Workshop: Fran Inglis
Tia Philips
Marilyn Yeo
50/50 Draw: Karen Jensen
Lisa Thoms
Loonie Draw: Elaine Baty
Joan Mackenzie

NHQG Membership - 2011-12

Enclosed with this newsletter are the membership cards for those who have paid prior to the mailing of this newsletter. As a reminder, to any who have put this off or have forgotten whether you did or not, membership dues paid before Aug. 31st are \$35. However, after Sept. 1st, membership will cost \$40.

We have included a membership form for those who haven't paid prior to this mailing. The form can be mailed to the Guild mailbox (P.O. Box 284, Thorold, ON, L2V 3Y9). There is also a form available on the website.

Community Outreach

As the new volunteer for Community Outreach, I would first like to say thank you to Gloria Meyer for all her help and training me for this new position. I was privileged to help her deliver ten quilts to the Y.W.C.A. this past July. Elizabeth Zimmerman, the executive director, was thrilled to receive these beautiful quilts. Very shortly, I will be bringing quilt patterns and fabrics to the meetings so that, if you are able to help out, you may take a top home to complete. Once finished, bring it back to the next meeting and I will arrange to have it quilted and bound. I look forward to helping those in our community who need assistance. If you know of someone who has suffered a

fire, please contact me and give me the details. We'll try to help out wherever possible.

Thanks, Lynne Wilkinson 289-296-6146

Quilts for the YMCA



Quilt Canada 2014

Every two years, the Canadian Quilters' Association hosts Quilt Canada, a national quilting conference which includes workshops, juried shows, lectures, and CQA business meetings. Niagara Heritage Quilters' Guild would like to host Quilt Canada for 2014 in Niagara. We are putting together a proposal to submit to the Canadian Quilters' Association.

We hope that we can count on the support of all guild members to volunteer for a "work" job or to serve on the local planning committee.

At the September meeting, there will be a sign up page on each table. This will give us an indication of how many volunteers we will have. I realize that this is a long way away, and things happen/change that we don't always plan on.

Once our proposal has been accepted, we will keep you up to date.

Thanks
Marilyn Michelin

Program for September Meeting

Our guest for our 1st meeting is Kay Hannah from Acton, Ontario. The title of her trunk show is "Out of Control, with the Layer-Four & Cut Technique". There will be a collection of more than 25 "Layer-Four & Cut" quilts incorporated into traditional, contemporary and original designs. These are scrap and fat quarter friendly quilts. Kay will also focus on re-evaluating our stash and unfinished quilts. She would love to come back and do a workshop for us if the members would like, but one is not planned this visit.

Lynda Iannandrea

Workshops

We will be hosting two workshops this fall.

In October, our speaker, *Irene Dewar* will show us a really neat way to make some very striking placemats. This will involve the use of machine applique. She will provide patterns and teach several shortcuts and tips. These placemats are very attractive and will be a headstart for our Christmas Meals on Wheels program.



In November, our speaker is *Anita Zobens* of Cotton Mill Threads. Many of the guild members know her, and I suggest you sign up early for her workshop. She will teach us not to be afraid to use luscious coloured and variegated threads. Anita will provide samples of different kinds of threads to work with.

Workshops are held at Rehoboth Church, 4878 Jepson St. Niagara Falls. Sign up at the Guild meetings, or by phoning Marilyn (905-935-5232), or Fran (905-397-9036), emailing Fran (franinglis@sympatico.ca) or emailing the guild through the website. Cost of the workshops is \$30 for members.

Just a Thought

This is a new endeavour this year. There are many wonderful quilters who have some super helpful hints they can share with other members. So...I will do the first one but I wondered if you would like to help with the next column. The next newsletter will be readied in October and I would like hints on handsewing. You can share these with me at the meetings in September and October. Please do so in writing and I would love your name to be included!!

Hints for Those Beginning to Quilt.

1. Always use the best fabric, thread, and batting that you can afford. Good quality materials will give you your best results.
2. Use the right tool for the job. When you first are buying your equipment, it will seem to be quite expensive. However, if you buy well, you will use these tools for years. Good tools pay for themselves in accuracy and durability. Really check the look of new rulers- some are much easier to read than others.
3. Use the same ruler and sewing machine throughout a project. They don't all measure exactly the same and this can be disastrous.
4. Cut the longest pieces of your quilt first especially if you will be using a border!! You will be much less likely to run out at the end.
5. Measure your pieces from time to time to make sure they are the correct size...including the seam allowances.
6. Smile. This is one of the best hobbies there is!! Just a thought!! Fran Inglis

May General Meeting - 2011

An excellent dinner was provided by Antipasto's.

Susan Bowslaugh, Doris Carbert, Ann Chuyow, Paula Cressey, Celine Johnson, Gloria Meyer, Fay Misener, Jacki Morningstar and Lorna Walton, who served as a member of the executive committee, were thanked for their help and presented with a carnation.

Fran Inglis and Susan Bowslaugh read the names and positions of the new executive committee.

Pat Watts, Irma Bull and Sharon Coli received a big thank you for the great job they did advertising the Quilt Show. Guild members paraded in the aprons they made for the Quilt Show, and the aprons were judged. The winners will be announced at the September Meeting. Doreen Taylor won \$66.00 in our 50-50 Draw.



Quilts of Niagara – A Symphony of Talents

A big THANK YOU to all the guild members and the Quilt Show Committee for all their help in making *Quilts of Niagara - A Symphony of Talents* such a wonderful success.

The talents of our guild members are outstanding. The merchants and lecturers were also terrific. Oh yes, a very BIG thank you to all the husbands etc. who pitched in and did such a great job.

Cheers Nina



Quilt Show Winners

President's Choice Large Carol Cunningham "Home is Where the Heart is"

President's Choice Small Joanne Visser "Floral Bouquet"

Viewer's Choice Large Barbara Bowman "Spring Garden" (also received CQA ribbon)

Viewer's Choice Small Paula Perri "Hide & Seek"

Member's Choice Large Olga Johnson "Pineapple Pizzazz"

Member's Choice Small Karen Witteveen "Log Cabin Church in the Woods"

Innovative (Nell Van Veen award) Roberta Masecar "My Garden Wall"

Zehr's Tapes

This year our Guild will be collecting Zehr's grocery store tapes. This is another outreach program which we hope you all will help us achieve. For every \$1000.00 of tapes we collect, we are reimbursed \$1.00. I know this may not seem like much, but with many people helping the dollars will mount up.

This money will not be for us, but for a charitable organization we wish to donate to. This has not been decided yet, as we will be asking for input from you at a later date.

I will collect your tapes at each of our Guild meetings, so start saving now and we should have quite a few at our first meeting. Thanks in advance for your help. See you in September.

Jacki Morningstar

Raffle Quilt

Kathy Smith of Welland was the winner of the raffle quilt. Proceeds of the raffle quilt went to Wellspring Niagara. A cheque was delivered to them for \$4119.84. It was greatly appreciated by Wellspring.

Freebie Table

This table is for you to share your no-longer needed quilting fabric, books, patterns, and items directly related to quilting. Please remember these guidelines when you are bringing in "stuff" for the Freebie Table. Recently, there have been items that don't relate to quilting even with a stretch of the imagination, and would not even be considered "bling".

Thanks

Meals on Wheels

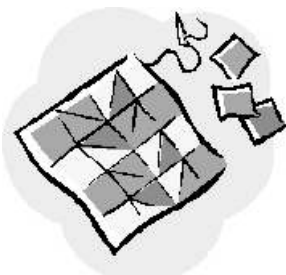
Placemats

There weren't too many cool rainy days this summer, but I hope everyone was able to find time to stitch one or two placemats for our project. If you have finished ones ready to go, you can bring them into any meeting from now until

November. I will keep them until time to deliver them. Any unused Christmas cards you can donate will be a great addition to the little gift packages we prepare.

If we are going to continue this project in 2012, we will need a new person to lead it. I will not be able to do it after December. It is an easy job. Basically, it is just a matter of preparing a short newsletter notice (Elaine is WONDERFUL about deadline reminders!!!) and then collecting and delivering the mats to the offices on Bunting Rd.

Please call me, Carolyn Brandy 937 8562 if you can help.



Carol Cunningham "Home is Where the Heart is"



Joanne Visser "Floral Bouquet"



Barbara Bowman "Spring Garden"



Karen Witteveen "Log Cabin Church in the Woods"

Niagara Heritage Quilters' Guild Trip to Cincinnati

Thursday April 12 to Sunday April 15, 2012

Rooms have been reserved at the Millennium Hotel. The hotel is across the road from the Duke Centre, site of the International Quilt Festival which is sponsored by the same organization that plans the Houston Festival. The rooms have double beds (not queen) and no cots are available. **ALL meals are extra!** There is no complimentary breakfast at the hotel. The hotel is in the downtown area, close to restaurants from which to choose.

You will be required to carry your own bags to and from the hotel room and, if necessary, through customs. The bus leaves St. Catharines at 6:30 a.m. on Thurs. April 12th, and arrives in Cincinnati in time to attend the preview night, which is not as crowded as the opening day.

Regular stops will be made every 2-3 hours, with a 1 hour stop for lunch. There is a washroom on the bus for emergencies. The Great Canadian Bus Co. will provide a "new" bus for our trip. This is the same bus company that did the Chicago tour in 2009. There may be a bus tour of the city and vicinity on the Saturday.

The club is not a tour company; therefore, it is not possible to offer trip or health insurance. Because this is a non-profit trip, the price can be kept low.

Cost: \$100 deposit and a total of **\$375.**(for the bus and room only), paid in full by January 31, 2012.

Trip participants must be members of N.H.Q.G.

N.H.Q.G. membership is \$35 **before August 31, 2011**, and \$40 after Sept. 1st.

The first to pay get a choice of seats with your partner.

Expected departure from Cincinnati 8:30 a.m. Sunday April 15, with arrival in St. Catharines: about 6:30 p.m.

Fill out the application (available at www.nhqq.ca) and include a separate cheque for membership along with the deposit cheque. Make cheques out to N.H.Q.G. Bring cheques to the first guild meeting. After that they may be mailed or handed to: Donna Pree

4271 13th St.

RR 1 Jordan Station, ON L0R 1S0

****I will not be picking up my mail before September 20, 2011**



Olga Johnson "Pineapple Pizzazz"



Roberta Masecar "My Garden Wall"

Zimbabwe

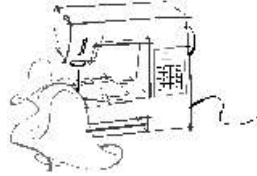
Joanne Visser is looking for photos of the Canadian blocks that were sent to Zimbabwe about 11 years ago. She is hoping to find photo of each block. Please call Joanne Visser at 905-892-6103.

Machine for Sale

"Pfaff" Expression 4.0 quilting-sewing machine

LOADED WITH FEATURES

Almost new, rarely used.
Call Colleen Alexson 905-937-9370



Help

Donna Murray is looking for help. Double-bed quilt needs restoration. Interested individuals, please call Donna Murray 905-356-2457



Fabric for Sale

100% Cotton sheeting (white)
63" wide approx. 13 meters,
asking \$50. To see a sample at a meeting, come see Joan (the one with the dog) at the B.O.M. table or 905-984-5168

100% Cotton print (pinks, green and yellow carnation print) 45" wide / 14 meters (full bolt) asking \$60. To see a sample at a meeting, come see Joan (the one with the dog) at the B.O.M. table or 905-984-5168

Body Form for Sale

Body form on stand (older wire model) \$10. To see a photo at a meeting, come see Joan (the one with the dog) at the B.O.M. table or 905-984-5168

Up Coming Activities

May 15 - September 11, 2011 – **The Grand National Quilt Show: Balancing Act** – Kitchener. For more info, contact Anne-Marie at 519-742-7752, grandnationalquiltshow@gmail.com or visit www.grandnationalquiltshow.ca.

September 10 - September 11, 2011- Kawartha Settlers' Village Quilters- **Harvest of Quilts** – Bobcaygeon. For more info, contact Louise Plante at 705-731-0744, raylou.plante@sympatico.ca

September 17 - September 18, 2011 – Island Quilters' Guild - **Hawberry Quilt Show** - Manitoulin Island. For more info, contact Jackie White at 705-859-2263, jacwhite@amtelecom.net

September 17 - September 18, 2011 – **Yorkshire Rose Quilt Show 2011** – Toronto. For more info, contact Karen Gregory at 416-778-9447, yrqshow@gmail.com

September 30 - October 1, 2011 – Waterloo Country Quilters' Guild - **KW Quilt Show 2011** – Waterloo. For more info, contact Megan Stauch megan.stauch@rogers.com or visit www.wcquiltersguild.o.ca

October 14 - October 15, 2011 – Halton Hills Quilters' Guild - **Twenty Pieceful Years** – Halton Hills. For more info, contact Judy Makinson at 905-877-4338, judymquilts@sympatico.ca or visit www.info@hhqg.ca

October 15 - October 16, 2011 – **Rouge Valley Quilters' Guild Quilt Show & Sale 2011** – Ajax. For more info, contact Jean Reid at 416-289-7101, jeanreid@sympatico.ca or visit www.rougevalleyquiltersguild.com

October 21 - October 22, 2011 – Five Star Quilt Guild - **Fan-See Quilts & More Quilt Show** – Teeswater. For more info, contact Donna Ignas dmignas@hotmail.ca

October 22, 2011 – **The Charlie Fund Quilt Event** – Oakville. For more info, contact Anne M. Smith at 416-258-8401, amsmithodhs@hotmail.com or visit www.oakvillemiltonhumane.ca

November 11 - November 13, 2011 – York Heritage Quilters Guild – **Art for Body & Soul** – Toronto. For more info, contact Judy Messenger tickets@yhqg.org or visit www.yhqg.org



Paula Perri "Hide & Seek"

Effie Faubert
 Long-Arm Machine Quilting

905-646-1691

217 LAKESHORE ROAD
 ST CATHARINES, ON



LONGARM QUILTING
CUSTOM AND EDGE TO EDGE

MALL ACCURSI

2363 Sulphur Springs
 Ridgeville, Ont.
 L0S 1M0

905-892-5528



 **The Quilt Batt**

Machine quilting - edge to edge & custom
 Machine workshops & rental

3884 Mountain St
 Beamsville, Ontario
 L0R-1B2

Carol Cunningham
 phone: 905-563-4068
 email: thequiltbatt@sympatico.ca
 website: www.thequiltbatt.com



 *Flare Fabrics*
 BATIKS AND BOLD COTTONS

www.flarefabrics.ca
Canada's premier online batik store

Marlene Starkman | marlene@flarefabrics.ca | 1-888-97-FLARE

Nonies Needle and Thread
 Longarm Quilting Service
 Iona Harrietha
 79 Dorothy Street, Welland, Ontario
 Phone Number 905-732-6411
 Email- itsmee39@msn.com

 My Job is to Highlight Your Work!!

Please call or email for an appointment.


Log Cabin Stars

This makes a 14" block !

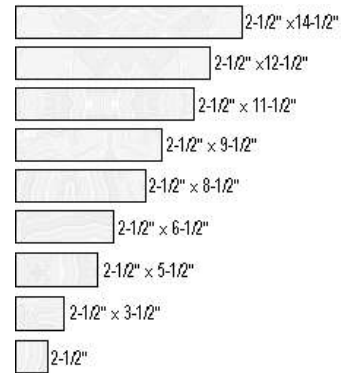
Fabric Suggestions:

Dark and Light Fall seasonal colours in small prints.

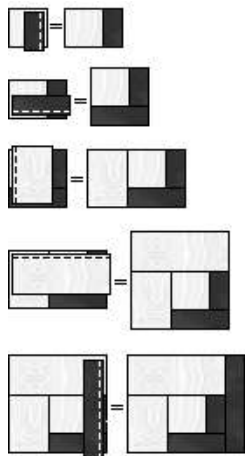
**** Preparing the Pieces and Sewing the Block ****



Then from your two strips of Color 2 fabric cut one each of the strips as shown at left.

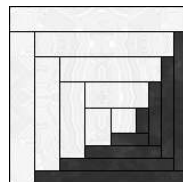


From your two strips of Color 1 fabric cut one each of the strips as shown.




ETC...ETC...ETC...

Now we sew! Working clockwise around the center (Color 2 2-1/2") square, with a consistently accurate 1/4" seam, first add a Color 1 1-1/2" x 2-1/2" strip. Press out the seam and add the next longest Color 1 strip(3-1/2") to the bottom of that. Press out the seam and add the shortest Color 2 strip (3-1/2") to the left side. Press out that seam and add the next longest Color 2 strip to the top. Press that out and add the next longest Color 1 strip to the right side....and continue in this manner, adding longer and longer strips clockwise 'til all strips have been added...



...and your block now looks like this! Finis!



Here are sixteen blocks set in four groups of four, so that each group forms a star! Blocks can also be set with the dark colour into one directional corner.


Dove at the Window



Fabric Suggestions:

Light and dark Christmas prints and colours.

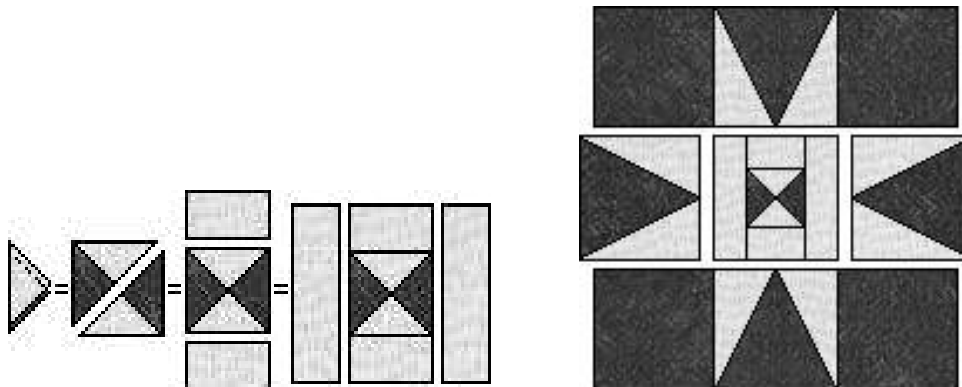
This makes a 9" block and is partly paper pieced !

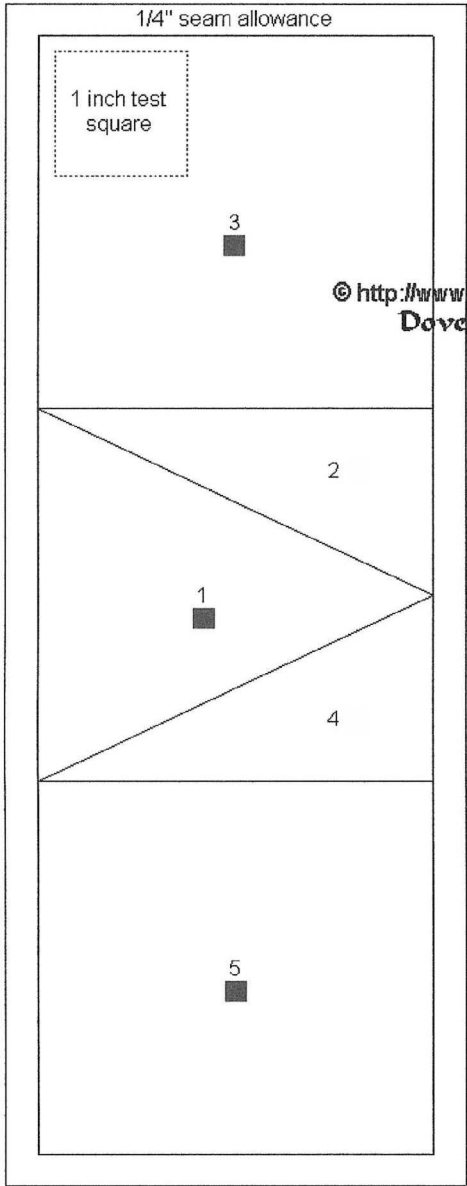


* Preparing the Pieces and Sewing the Block **

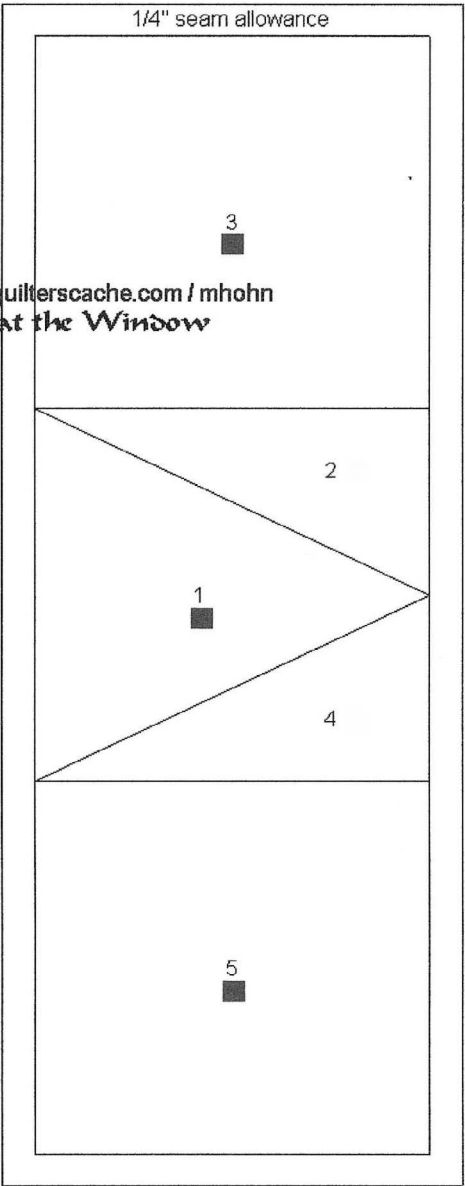
Use the templates provided to cut two short and two long rectangles, plus two light and two dark triangles. Using a scant 1/4" seam allowance start by sewing together a Color 1/Color 2 quarter square triangles. Press seams to darker side. Sew these units together to make a Quarter Square. Trim to measure 2" if needed. Sew short triangles to the top and bottom, then long rectangles to the sides...

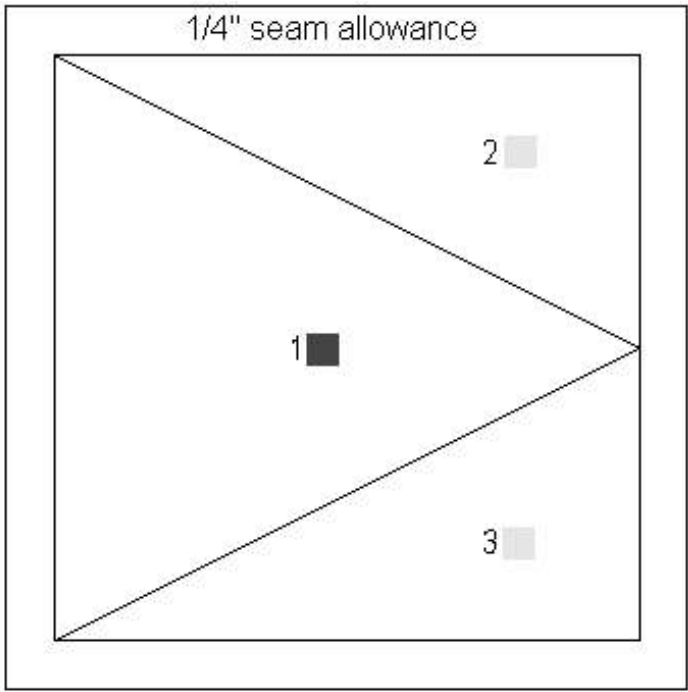
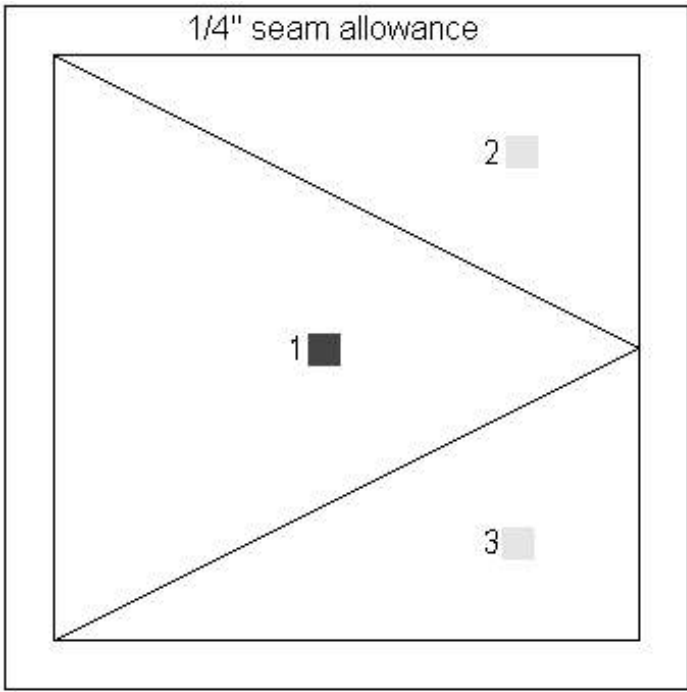
Now you can piece the block with your pieced centre unit and paper pieced top, bottom and sides!





© <http://www.quilterscache.com/mhohn>
Dove at the Window





© <http://www.quilterscache.com/> / mhohn **Dove at the Window**

