

Niagara Heritage Quilters' Guild

Jan. – Feb. 2011

Vol 17

Issue 3

www.nhqq.ca

P.O. Box 284 Thorold L2V 3Y9

President's Message

By the time you get this newsletter, it will be another year. Hope you had a wonderful, restful Christmas, filled with family and friends, and you got all those "quilty" things on your wish list.

With the new year, brings a time to start thinking about recruiting several people to fill the open positions on the executive. If you haven't been a part of this group who helps to make the things happen every month, it would be wonderful if you could volunteer your time for two years. If you have an interest, please talk to me. It would be great to go into the May AGM and not have to worry about filling the vacant places.

Recently I received an email from one of our guild members - www.seawaytrail.com. 2012 brings the two hundredth anniversary (bi-centennial) of the War of 1812 - 1814. Celebrations are going on both sides of the border. This website talks about all the towns/cities along the US side of the St. Lawrence and some of the celebrations that are happening and, in particular, a quilt show in March to commemorate this history.

Another email that I've received recently, reminds us of the Youth Challenge that CQA is promoting. If you know of any young people who would be interested in this activity, contact me, or visit the website of CQA www.canadianquilters.com, for more information.

Just a reminder: Canadian Quilters' Association is hosting their "big" conference in Halifax, May 29 - June 2, 2012.

There are some wonderful teachers whose workshops are varied and interesting. I've heard that a few of our members have already signed up to attend this conference being held at Dalhousie University. Also CQA has requested that guilds across Canada help with their "goodie bags" - also called "Catch of the Day" bags. I will be sending a package of these bags from the guild after the March meeting. If you would like to make one (or more), the pattern is available from their website and I also can get you a copy.

Since it's been green so far this winter, it's hard to think of the possibility of a "snow storm". But, in case that does happen on a guild meeting night, check the website (I will post a notice in the afternoon) or contact one of the executive.

Happy New Year!
Marilyn Michelin



Social Hour:

Doors open: 6:30 pm

January: last names beginning with I, J, K & L are asked to bring the goodies for this month.

February: last names beginning with M, N, & O are asked to bring the goodies for this month.

Sunshine Report



Report to Secretary Donna Murray, 905-356-2457, members who require special sunshine due to illness or bereavement.



Niagara Heritage Quilters' Guild meet the third

Wednesday of the month at the Merritton

Community Centre, 7 Park St. St.Catharines

Dates: **Jan. 18, 2012** **Apr. 18, 2012**

Feb. 15, 2012 **Mar. 21, 2012**

May 16, 2012

Remember to Bring:

Name badge

Membership Form

Membership card

Mug for drink

Money for Loonie and 50-50 draws

Show and Tell

Block of the Month

2011-12 Executive Committee

Officers:

President:	Marilyn Michelin
Past President:	Janice Metcalfe Brown
Vice President (Admin):	Valerie Leadley
Vice President (A&E):	Gloria Meyer
Secretary:	Donna Murray
Treasurer:	Anne Carruthers
Programme:	Doris Carbert Lynda Iannandrea

Administrative Chairs:

Gloves:	Gayle Stewart
Greeters:	Verna Saveall
History/Archives:	Alice Muller
Library:	Hilary Sandham
Membership:	Jacki Morningstar
Newsletter:	Elaine Baty
Website:	Marilyn Michelin
Publicity:	Doris Carbert

Activities and Events Chairs:

Block of the Month:	Joan Wilson
Community Outreach:	Lynne Wilkinson
Social:	Mary Ahle Sophia Etherington
Workshop:	Fran Inglis Tia Philips Marilyn Yeo
50/50 Draw:	Karen Jensen Lisa Thoms
Loonie Draw:	Elaine Baty Joan MacKenzie

Quilt Challenge – 2012

The quilt challenge this year will take a different twist. Rather than a themed challenge, this one is to make a quilt using only **one** colour. Remember, colours run a range of shades and tints. **No additional colour may be added.**

Quilts can be any design, pieced or appliquéd, embellished in any way, hand or machine quilted. Maximum size is 120" in perimeter. However, they can be any shape. Entries must be received by the April, 2012 General meeting or delivered to Gloria Meyer by April 25, 2012. **No late entries will be accepted.**

Challenge entries will be judged on: General Appearance, Design, Workmanship, and Use of Colour.

The quilts will be judged by a committee made up of a number of the executive members. All entries will be displayed at the May AGM meeting.

Prizes will be awarded in several categories:

Novice – a quilter who has never entered any Guild challenge before;

Intermediate – a quilter who has previously entered our challenges and has not won;

Advanced – a professional quilter who may be a previous winner or who teaches quilt classes for remuneration;

"Viewers' Choice" – a quilt selected by the members in attendance at our May meeting.

Happy Quilting!
Gloria Meyer

White Glove Ladies

January	
Jayne Barrett	Marg Beckett
Lenora Broughton	Irma Bull
Debbie Cashmore	
February	
Anne Barton	Molly Buckaway
Lois Brittan	Elaine Fordham
Wanda Gruszewski	

Thank you
Gayle Stewart

NHQG Membership

Membership Lists were available at our November meeting. If you did not get one, please pick one up at the January meeting. If there are any errors, please let me know and I will correct them. There is one error that my husband found. - It is my phone number. The first three numbers should read 227 not 226. And here I thought I proof read everything so carefully.

A warm welcome is extended to our newest member - Jennifer Lockey from St. Catharines and a welcome back to three former members Susan Brennan, Pat Carter and Liz Frazer. Our membership now stands at 234, which includes 24 new members.

Name Badges We will be ordering name badges again in February. If you would like one, please let me know at the January or February meeting. They will be available in March. The cost is \$7.50, and it has risen slightly.

You may pay by cheque or cash. If paying by cash, the **exact amount** would be helpful.



Jacki Morningstar

Program

January: Ailsa Craig Quilts of Demark trunk show. A Don't Miss Event!!.

February: Sandy Simmelink, quiltmaker and teacher of the Art of Fine Quilting.

March: Kim Maticiw with her trunk show, "Confessions of a Quiltaholic".

NHQG In-house Quilt Raffle

The quilt top "Quiltaholic", 100" X 102", was donated by Sheila Durksen; the backing and batting was donated by Jacki Morningstar, and the machine quilting by Effie Faubert. Proceeds to go to Project Smile. Tickets will be available for \$2. at the guild meetings until the draw at the AGM.

Shaping Up for Fall

Elizabeth Dillinger coming in November.

Workshops

Register now by emailing workshop@nhqq.ca or at any guild meeting. You may also call Fran Inglis at 905 397-9036. *If you have indicated an interest in any of the workshops, but have not paid, please bring cash or a cheque to the January meeting to secure your spot.*



Sandy Simmelink: Pond Flower Wallhanging: Thursday Feb. 16, 2012, 9:30 – 3:30


Learn how to make Sandy's original 3D water lily flowers, improve your machine quilting skills and perfect binding skills while making a small 8 ½ x 11" wall hanging. This project is well on its way to completion at the end of the workshop, with only hand binding left to do.

A kit includes all materials to fully complete this wall hanging, including all pieces for flowers, embellishments, top, batting, backing and binding. A variety of Bali batik kit colours are available – soft soothing, watery colours or an alternate colour scheme of wild and wonderful colours, including pink, lime green, etc. The kit fee of \$15 is payable on the workshop day.

Location to be confirmed (tentatively at Rehoboth Christian Reform Church, Niagara Falls). Fee for members: \$30.

Kim Maticiw: Introduction to Art Quilts - Thursday March 22, 2012, 9:30 – 3:30

Kim will lead us on a creative design journey. Colour, composition and fabric placement are discussed. Each student will create a one-of-a-kind quilt using fabric as embellishments. This class is for all levels – just add imagination!! Location to be confirmed, time: 9:30 – 3:30. Fee for members: \$30.



Susan Purney Mark: Taster's Choice: Thursday, April 19, 2012, 9:30 – 3:30

A **limited number of spaces** remain available for this popular class, so register soon! For those who have signed up, payment must be made by the February meeting to secure your space.

Come to the buffet! Susan will put on a spread of different surface design techniques and products for you to sample... there's something for everyone. Learn all about our special friend "Angelina" and all her fibres. We'll play with foil and painted fusibles, create stamped images and use photo transfer methods. So much fun, so much to learn! There will be a kit fee for materials. To view Susan's award winning work go to www.susanpm.com.

NOTE: This class will be held at *First Grantham United Church*, Linwell Road, St. Catharines, from 9:30 – 3:30. **Fee for members: \$40 (cash or cheque).**

TRIP TO THE INTERNATIONAL QUILT SHOW IN CINCINNATI

APRIL 12 to 15, 2012

We still need **16 more people** for the trip or else it will have to be cancelled. The **cut-off date is January 18th**, the next guild meeting. As the hotel, www.millenniumhotels.com/cincinnati, is right downtown, non-quilters will find museums and art galleries to visit.

Total price is \$375 Canadian, no meals are included, \$100 deposit.

The final payment will be delayed until February in order to assure that the trip is on.

If you want more information, call [905-562-7241](tel:905-562-7241)

Community Outreach (Quilts for Others)

A very large and heartfelt thank you to all the guild members who contributed quilts to go to the fire victims of Slave Lake, Alberta. On Friday, November 25, Reimer Express shipped our three boxes of quilts to Edmonton, where Grimshaw Trucking picked them up and delivered them to Patchwork Fabrics in Slave Lake. These were shipped for free by the trucking companies, saving the guild approximately \$3-4 hundred in shipping. Imagine my surprise when I received a telephone call from Linda Beeston (owner of the store) to say that she had received our quilts on Tuesday, December 1. She was thrilled, as she had just run out of quilts and had five more families register. She said that our quilts were beautiful and many of the children, who were experiencing difficulty as the Christmas season approached, would be given an early comfort quilt. As a bonus to us, she also mentioned that the Women's Shelter would greatly appreciate the bins that the quilts were shipped in. They would use them for storage. All in all, we can be very proud of ourselves!



Quilts ready for shipping

Also in late November, four more quilts were sent to a family who lost their home to a fire in St. Catharines. We were able to provide quilts to a mother, 13 year old boy, 3 year old girl, and their grandparents.

At the January meeting, be sure to check the Quilts for Others display. I will have pictures of all the quilts that went to Slave Lake. There were 60 of them!

Thanks again, Lynne Wilkinson

Meals on Wheels Placemats

" **We did it!!** We delivered more than 280 placemats to Meals on Wheels, in time to go out with the Christmas dinners! Good job, Ladies! The staff was delighted with them ~ several of the staff are sewers or quilters, so they really appreciated the work that went into the gifts. Thanks to all of you who worked to make this project a success. Don't forget to pick up some Christmas fabric when it is all on sale in January, so you'll be all set for next year! Holly Dirksen has volunteered to take over this position, for next year. Many thanks to her.

Carolyn Brandy

Zehr's Tapes:

If you do shop at Zehr's and you are not already saving the tapes for another organization, please collect them for us. You can leave them with me at the Membership Table at each meeting.

We are hoping to have enough tapes to receive \$100.00 back from Zehr's by spring. Once we have a sufficient amount, we will designate it to a charitable organization. For every \$450.00 in tapes we submit, we receive \$1.00.

Jacki Morningstar

November General Meeting - 2011



Lynda Iannandrea introduced our guest speaker, Anita Zobens, who is sometimes known as The Thread Lady. She is a retailer for Superior Threads on-line and at quilt shows. She explained the different qualities in threads and also displayed swatches with samples. Rita Kwiatkowski thanked Anita and presented her with a gift.

Anita Zobens

Marilyn Michelin announced that the Niagara Heritage Quilters' Guild has received unofficial confirmation that it will host Quilt Canada 2014, at Brock University. The first committee meeting was to be held on November 22, 2011, and guild members were encouraged to share ideas for logo, theme and guest speakers.

The Guild's quilt challenge and all pertinent information will be in the January newsletter, and Gloria Meyer urged all guild members to participate.

Before the meeting began a book sale was held, and Nina reported it made \$422.00. There are plans for another book sale next year.

Anita's products for sale at the November meeting



BOM: Nelly Visser won 11 blocks.
50/50 Draw: Rose Ranahan won \$99.00
Guest Speaker's Door prize was awarded

For Sale

Husqvarna Sapphire 870 Quilt, a computerized sewing machine, almost 3 years old. Includes Walking foot, extra feet, bobbins, 3 books and CD.



It will be at January meeting for viewing or call Maggie 905-468-3645.

Up Coming Events

April 21 – April 22, 2012 –Trent Valley Quilters' Guild - **The Fabric of Our Lives 2012** – Trenton. For more info, contact Colleen Elliott at 613-398-0377, usuallyhere@rogers.com or visit <http://trentvalleyquiltersguild.com/>

May 5 - May 6, 2012 – **20th Anniversary Quilt Show** – Stoney Creek. For more info, contact Linda Arsenault at 905-512-4719, linsquits@yahoo.ca

May 26 - May 27, 2012 – Pembroke Log Cabin Quilters' Guild – **Once Upon a Quilt** – Petawawa. For more info contact Linda Spagnolo at 613-687-2947, i.spagnolo@synpatico.ca or visit www.pembrokecabinquilters.com

June 1 - June 2, 2012 – **Quilts by the Bay** – Owen Sound. For more info, contact Sue Cole 519-599-2384, suecole711@sympatico.ca

June 8 - June 9, 2012 – Hamilton Quilters' Guild – **Quilts in Bloom** – Hamilton. For more info, contact Gail Berry-Graham at 905-389-5111, gailberrygraham@yahoo.ca or visit www.hamiltonquiltersguild.com

June 8 - June 10, 2012 - Limestone Quilters' Guild and the Kingston Heirloom Quilters – **Quilts Kingston** – Kingston. For more info, contact Ann Oastler at 613-389-7002, aoastler@cogeco.ca or visit quiltskingston.org

June 8 - June 9, 2012 – Grand Quilt Guild – **Quilts on the Grand** – Fergus. For more info, contact Linda Austin at 519-843-4171, linda-austin@live.com or visit www.grandquiltguild.ca

June 15 - June 16, 2012 – Goderich Quilters' Guild - **It's the Berries Quilt Show** – Goderich. For more info, contact Betty Thomasson at 519-524-4333, brubet@hurontel.on.ca or visit www.goderichquiltersguild.com

LONGARM QUILTING
CUSTOM AND EDGE TO EDGE

MALL ACCURSI

2363 Sulphur Springs
Ridgeville, Ont.
L0S 1M0

905-892-5528

Nonies Needle and Thread
Longarm Quilting Service
Iona Harrietha
79 Dorothy Street, Welland, Ontario
Phone Number 905-732-6411
Email- itsmee39@msn.com



My Job is to Highlight Your Work!!

Please call or email for an appointment.



Flare Fabrics
BATIKS AND BOLD COTTONS

www.flarefabrics.ca
Canada's premier online batik store

Marlene Starkman • marlene@flarefabrics.ca • 1-888-97-FLARE



Kismet WOOL SHOP
8 Queenston Street 905-685-8642
St. Catharines, ON kismetwool@cogeco.ca
L2R 2Y7

Sheila Brooks Bev Mikulinski

"Necklaces of Hope"
knitting and crochet supplies
consignment of handmade items
patterns galore, classes available
Open Mon.-Sat. 9:30 a.m.—5 p.m. / Closed Wed. at 12:30 p.m.

QUILTERS
Mis BEE
HAVEN



The red farmhouse, located in the heart of Muskoka, is the most perfect year round girls getaway for quilting, crafting or just relaxing.

(705) 645-3987

www.muskokaquiltingretreat.com




Machine quilting - edge to edge & custom
Machine workshops & rental

3884 Mountain St
Beamsville, Ontario
L0R-1B2

Carol Cunningham
phone: 905-563-4068
email: thequiltbatt@sympatico.ca
website: www.thequiltbatt.com



Quality Time Quilting

Trish Walker
Owner/Quilt Artist

by appointment only please

Long-Arm Machine Quilting
Custom Embroidery
Quilting Supplies

372 6th Concession Rd. ENR
R. R. #1
Clear Creek, ON
N0E 1C0

Phone: 519-875-2734
Fax: 519-875-2760
E-mail: info@qualitytimequilting.com
Web: www.QualityTimeQuilting.com

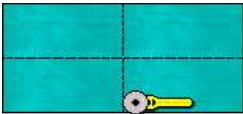
Amish♦Diamond

Dec 1999 Marcia Hohn remake Jan 21 2003




This makes a 12" block of **solid** black and any other **solid** lighter colour you wish to use. This block has 1/4" seam allowance.


** Preparing the Pieces and Sewing the Block **




First cut the light colour 7" x 13" rectangle into four 3-1/2" x 6-1/2" rectangles, along with a 3-1/2" square for the centre piece. Cut 1- 6 1/2 " square for the centre diamond.



Then cut a 7" x 14" strip of black into eight 3-1/2" squares.



Place a black 3-1/2" square right sides together, lined up with the upper left corner of the lighter colour 6-1/2" square... Mark the diagonal in the direction shown above, and sew ON the diagonal line. Trim off excess seam allowance and press the remainder towards the centre square. Now sew another Colour 3- 3-1/2" square to the opposing corner in the same manner, and then to the two adjacent corners. Square this back to 6-1/2" if needed.



Now you are ready to piece the block! Refer to the diagram at left for placement. Make the three rows first, and then join rows to make the block. Be sure to alternate pressing directions, to avoid those bulky seams!

Tip – when sewing the three rows together place the diamond centre upright so you can line up the needle with the point of the diamond.

B.O.M. February 2012

A Plain Old Nine Patch

April 19 2004 Marcia Hohn



It's use up the scraps time. This makes a 12" block of **pastel prints and solids**. The block is **NOT** to be a light and dark placement as the sample above. Any random combination goes here.

**** Preparing the Pieces and Sewing the Block ****

Start by cutting the one 4-1/2" x 4-1/2 " square of nine different fabrics.



Now lay out the squares randomly. Using a scant **1/4" seam allowance**, sew three horizontal rows of squares. Press the seams . Join the rows and the block is complete! If your seam allowances are accurate, this will measure 12-1/2".

"What's with the SCANT 1/4" seams??"

Sewing seams that are just the tiniest bit LESS THAN a true 1/4" seam will help you get blocks that come out the finished size you expect them to be! This is because a small amount of block width is lost in every pressed over seam! That slightly smaller seam will keep things coming out right!