

# Niagara Heritage Quilters' Guild

Nov.-Dec. 2010

Vol. 16 Issue 2

[www.nhqq.ca](http://www.nhqq.ca)

P.O. Box 284 Thorold L2V 3Y9

## President's Message

Oops, I nearly forgot ...

Time is moving along at a fast pace. Everything is shaping up well for both the 30<sup>th</sup> Anniversary and the Quilt Show. With this newsletter, I am thinking of the holiday season. It's always a time to gather with family - a tradition that started over 40 years ago with my parents - my sibs and I and our families share "turkey" dinner together on Boxing Day. It's so nice to catch up and just be together to carry on this tradition. I hope you all have similar traditions and enjoy family at this special time.



But before all the hustle and bustle, an exciting speaker, Patrick Lose is coming in from Phoenix, Ariz. to talk and do a workshop for our Nov. meeting. I didn't really know who he was when the programme committee first booked him. But since then, every magazine that I pick up, features him, is written by him, or features his fabric lines. I have decided that it will be so exciting to be involved in the workshop with him. The pattern I probably could handle on my own, but I have just read about a "workshop" that he did in Boulder City and the group had a great time.

December 3<sup>rd</sup> brings about our 30<sup>th</sup> year in operation as a guild. Thanks to a group of women who brought this group together, of which 11 are still actively involved in the guild. Some have passed away (Ethel Saveall, Mabel Stevens, and Marg Walpole) and others we haven't been able to find. In thinking about this history, I have wondered what made a "Charter Member". So I asked - "those ladies who signed up to be members at that very first meeting" was the answer I got. From the minutes and other records that I've perused lately, there were 90 people at that first meeting at the St. Catharines Public Library.

Quilt Shows seemed to be the starter for this group, the first being held at the Jordan Arena, where I'm told that quilts were even hung from the rafters. This year, our group, headed by Nina and Pat, have planned a spectacular event for our members to display their works of "art". They are advertising for 400 quilts - that means that everyone is encouraged to participate in this event at Niagara College. For the first time, 5 lecturers are giving talks or trunk shows on a variety of areas. Hope all of you are working hard at getting a quilt or two done for the show (or have a quilt that hasn't been in a NHQG show before), and, of course, coming forth to volunteer on the days of the show. The old saying - "Many hands make light work!" and also a successful show.

Oh yes! I nearly forgot to tell you that I got so involved with the Guild "stuff" that I was late booking my flight to St. Maarten to visit my sister and, of course, to get a little sun and relaxation before the holiday season begins. I will enjoy this holiday, but will also look forward to celebrating the festive season when I return. Wishing you all the best, with family and friends at this special time of year.

Marilyn Michelin

### Social Hour:

Doors open: 6:30 pm

**November:** last names beginning **E, F, G, H & I** are asked to bring the goodies.

### Remember to Bring

Name badge  
Membership card \*  
Mug for tea/coffee  
Money for Loonie & 50-50 draws  
Show and tell  
Block of the Month



Niagara Heritage Quilters' Guild meets the third Wednesday of the month at the Merritton Community Centre, 7 Park St. St.Catharines, ON at 7:30 p.m.

Meeting dates for 2010-11 are: Nov. 17, 2010 - Patrick Lose Jan. 19, 2011 - A Garage Sale  
Feb. 16, 2011 - Elaine Quehl Mar. 16, 2011 - Sherri Hisey  
Apr. 20, 2011 - Joyce O'Connell May 11, 2011 - AGM

## 2010-11 Executive Committee

### Officers:

President: Marilyn Michelin  
Vice President (Admin): Valerie Leadley  
Vice President (A&E): Susan Bowslaugh  
Secretary: Jacki Morningstar  
Treasurer: Anne Carruthers  
Programme: Lolly Challice  
Lynda Iannandrea

### Administrative Chairs:

Gloves: Gayle Stewart  
Greeters: Verna Saveall  
History/Archives: Alice Muller  
Library: Lorna Walton  
Membership: Teresa Stalis  
Newsletter: Elaine Baty  
Website: Marilyn Michelin  
Publicity: Doris Carbert

### Activities and Events Chairs:

Block of the Month: Doris Carbert  
Paula Cressey  
Celine Johnson  
  
Community Outreach: Gloria Meyer  
Fundraising:  
Social: Mary Ahle  
Sophia Etherington  
Workshop: Fran Inglis  
Marilyn Yeo  
50/50 Draw: Karen Jensen  
Lisa Thoms  
Loonie Draw: Elaine Baty  
Joan MacKenzie

Note: The next executive meeting is at Lolly Challice's 382 Queenston St., St. Catharines, on Wed. Nov. 3, 6:30 p.m.

### Sunshine Report

Report to Secretary, Jacki Morningstar, 905-227-9194, members who require special sunshine due to illness or bereavement.



### Our deepest sympathies

... to Donna Parr on the loss of her father.  
... to Gayle Stewart on the loss of her husband.  
... to Rita Tessier-Driscoll on the loss of her son.



## Things with Wings Challenge 2010

Thank you to all 21 who made a quilt for our 2010 challenge. What an outstanding display of creativity, imagination and workmanship!! Be sure to enter these quilts in the spring quilt show. Congratulations to our winners:

Novice: Doris Carbert  
***Stain Glass Butterfly***  
  
Intermediate: Alice Muller  
***Butterflies in Sashiko***  
  
Advance: Susan Bowslaugh  
***Things with Wings in Dad's Garden***  
  
Viewer's Choice: Margaret Yatulis  
***Babe the She Dragon***



## 2011 Challenge

To go along with the name of the quilt show ***Quilts of Niagara - A Symphony of Talents***, the theme of our next challenge will be music. Titled "***With a Song in my Heart***", we would like you to depict your favourite piece of music in a small quilt. The quilt can use any technique, colours, fabrics or embellishment. The quilt must measure 24" by 24" and include a hanging sleeve. The quilts are due at the March 2011 meeting and again there will be great prizes.

### White Glove Ladies

November	
Olga Johnson	Ann Judd
Leslie Glencross	Barbara Morrison
Carol Kanters	
January	
Beverly Clark	Pamela McAndrews
Marg Heinrichs	Kim Rees

A reminder: if you are unable to serve, please call Gayle Stewart so a replacement can be found.  
Thank you.  
Gayle Stewart

## 30<sup>th</sup> ANNIVERSARY



Mark **January 26, 2011** on your calendar to celebrate our Guild's 30<sup>th</sup> Anniversary. The committee has a wonderful evening planned for you at

Hernder Estate Winery, 1607 Eighth Ave., St. Catharines. We will be entertained by Sister Lune, a 5 female acapelle singing group from the Niagara area. If you haven't heard them before, you will not be disappointed. They will have some of their CD's available as well. A great menu has been planned so bring your appetite. There will be prizes as well. Tickets are \$35 and for members only. They must be purchased by January 15, 2011. Tickets and maps to Hernder Estate Winery are available at the November meeting at a table with the green 30<sup>th</sup> balloons. Thereafter, tickets must be purchased by mail.

If you would like to donate an item for a door prize, we would certainly appreciate it. It does not have to be quilt related, but must be new. Donated items can be dropped off at the 30<sup>th</sup> anniversary table or given to any committee member (Theresa Bell, Sue Moskal, Lisa Thoms, Janice Metcalfe-Brown, Marilyn Michelin or Gloria Meyer.) We hope that you will join us for this special night!

Gloria Meyer

### Q. F. O's (Quilts for Others)

I had the privilege of delivering 2 quilts to Beamsville for a single mother and her daughter, whose apartment was destroyed when a neighbouring pizza business burned. They were delivered to her best friend and were so appreciated.



I also have several completed comfort quilts ready to deliver to Gillian's Place again.

I will have a number of quilt kits available at the November meeting, for people to work on at home. There are also a number of quilt tops that require quilting. If you are able to help out, please let me know and I can arrange to get you the top, backing and batting. When a sufficient number of quilts are completed, I will take them to the YWCA Women's Shelter. There is a continuous need at both of these women's shelter agencies.

If you know of someone or a family who has been impacted by fire, or similar loss, please let me know. We can then arrange for you to deliver a quilt to help them get back on their feet. We look forward to seeing you. Thank you to everyone who regularly supports this community outreach.

Gloria Meyer

## Quilt Show News

Next committee meeting - Sun. Nov. 14, 2 p.m. at Verna Saveall's, #201 5440 Drummond Rd. N.F. 905 - 371 - 2014. **All conveners and assistants need to attend.** Are you bringing a treat?

The car quilt is now complete. Thanks to all donators of quilt blocks, and the sewers that put the quilt together so creatively. This Spring watch for the car quilt parked in a spot near you.

Advanced Quilt Show Tickets - \$5.00 from Nina  
Raffle tickets - \$2.00 see Karen Jensen or Mary Hesketh, Photos of the quilt are available.

Quilt Show forms and rules are available in January.

**All entries due April 20, 2011. No exceptions.**

Scheduling for quilt show volunteers - see Jacki Morningstar

The Quilt Show Committee will have a surprise at the regular January meeting. Hope you will be there.

Happy Holidays  
Nina and Pat

### Library News

Extra! Extra! Read all about it!



Be the first to take out the new titles and do a short review of the book.

1. The Farmer's Wife Sampler Quilt by Laurie Aaron Hird

2. Elm Creek Quilts by Jennifer Chiaverini

3. William Morris in Applique by Michele Hill.

Let us know if you have any requests for books to add to the library. There will be used books and magazines for sale.

Library Committee Lorna, Anne and Fay



Charter Members

**Programme for 2010 - 2011**

**November - Patrick Lose** - a pattern and fabric designer and magazine publisher, will share his start in quilting, explain fabric design, and elaborate on his studio.

**January - Garage Sale** - an opportunity to clear out those items that have collected, with time have lost their appeal and now seem to be in the way. The items are to be brought in pre-priced; there will be no time at the meeting. The funds raised will help with guild projects, 30<sup>th</sup> Anniversary and Quilt Show.

Also, we will be having members demonstrating quilting skills or techniques. All members are invited to do a demo and should call Lolly at 905-685-6927 or Lynda Iannandrea at 289-821-3670 to schedule a spot and obtain details.

**February - Elaine Quehl - From Inspiration to Art Quilt**

**Workshops** - at Rehoboth Christian Reformed Church, 4878 Jepson St. Niagara Falls, ON

<p><b>Thurs. Nov. 18</b> 10 a.m. - 3 p.m.</p>	<p><b>Patrick Lose</b> - Get Ready for Winter with Patrick! *** 5 spaces available - call immediately Fran Inglis 905-397- 9036, patterns must be ordered. Project - Table runner or Wall Banner using fusible applique, satin stitching and free motion quilting. <a href="http://www.patricklose.net">www.patricklose.net</a></p>	<p>Class Fees: member - \$40 non-member - \$45</p>
<p align="center"><b>Coming in 2011 - registrations are open now.</b></p>		
<p><b>Thurs. Feb. 17</b></p>	<p><b>Elaine Quehl - Surface Design</b> Explores a variety of media - prisma colour pencil, pastels, inks, paint sticks, textile paints, foils, etc. to add depth or dimension to your specialty quilts. <a href="http://www.equarelle.ca">www.equarelle.ca</a></p>	<p>Class Fees: member - \$30 non-member - \$35 Supplies: \$10</p>
<p><b>Thurs. Mar. 17</b></p>	<p><b>Sherri Hisey - Borders, Borders, Borders!</b> Make your traditional quilt top special by adding a series of unique borders. <a href="http://www.bordercreekstation.com">www.bordercreekstation.com</a></p>	<p>Class Fees: member - \$30 non-member - \$35 Supplies: to be determined</p>
<p><b>Thurs. Apr. 20</b></p>	<p><b>Joyce O'Connell - Bargello Inspirations</b> Make a bargello wall hanging by creating strata; then, cutting and shifting them to form beautiful swirls of colour. A good workshop for both beginners and intermediate quilters. <a href="http://www.joycequilts.com">www.joycequilts.com</a></p>	<p>Class Fees: member - \$30 non-member - \$35</p>

**For Sale**

Quilt Hoop - Wood floor model.  
29" hoop, 360 degree rotation.  
Adjustable height and tilt.  
Price \$75. Phone 905 371 9823  
Pat Watt

Permission to publish photos: From time to time, the guild would like to publish photos of guild members and/or their works in the newsletter and/or on the website. When you are approached by the "person with the camera", please advise them if you do not want to have yourself or your work photographed. Thank you for helping us to respect your rights.

**Please....**Some members are allergic/sensitive to fragrances (perfumes, deodorants, hair products, body lotions, etc.  
We would like to be a "fragrance-free" zone.  
Thanks.

**Wanted to buy** PCV Frame  
Doris Miotto 905 227 2110

## September's General Meeting

In appreciation for her hard work, Jan Metcalfe-Brown, our Past President, was given a Guild life membership and a bouquet of flowers.

The name of the May 2011 Quilt Show was announced: **Quilts of Niagara - A Symphony of Talents**. There will be a suggestion box at the Quilt Show Table each month.

Helen Benninger, an award winning fibre artist from Scarborough, shared her knowledge and beautiful quilts. Using her trunk show, she explained what can be done with a sewing machine, and shared her tips and techniques.

Donna Pree shared information on the Lancaster Quilt Show bus trip - Mar. 15-19, 2011.

Fifty-Fifty Draw - Doris Carbert won \$88.50.

BOM - Susan Brennand won 42 Friendship Star.



## October's General Meeting

The names of past presidents were read and those, who were present, stood up.

Beth Cameron, The Domestic Goddess, was the guest speaker. She used her creative and interesting trunk show to share her journey as sewer and creative artist.

Nina gave an update on the Quilt Show. The car quilt was finished and was on display in front of Merritton Community Centre at this meeting.

Things with Wings Challenge Quilts were displayed; members voted for Viewer's Choice; and the winners were announced.

The January meeting will be a garage sale.

Jane Sandercock shared information on her Quilting/Sewing endeavour to Nicaragua with Pan Missions Canada.

Fifty-fifty Draw - Shirley Brown won \$84.

BOM - Joan Barnett won 20 Crazy Quilt Blocks.



**Beth Cameron**  
**The Domestic Goddess**

## Meals on Wheels Placemats

We are collecting placemats for Meals on Wheels to send out with the Christmas dinners. Sometimes, the Christmas placemat is the only decoration in the person's house.

The mats can be any shape, any pattern, approx. 12x16-18 in. It is a good way to use up scraps of Christmas fabric, too small for a larger project, but perfect for a single placemat.

Nanaimo guild challenged other guilds to make 400 placemats. I think we could do that, don't you? I will collect the mats at the Nov. meeting to deliver early in Dec. Thanks for helping with this fun little project that brings pleasure to many housebound seniors.

Carolyn Brandy

## Car Quilt



## Weather or Not

If you think the monthly meeting maybe cancelled because of uncontrollable forces of nature. Please check your email or contact:

Fort Erie & Area - Gail Jeacock - 905-871-2292

Beamsville & Area -

St. Catharines - Marilyn Michelin - 905-937-7556

Niagara Falls & NOTL - Sandra De Young -  
905- 374-4130

South Niagara - Elaine Baty - 905-892- 5317

## The Quilts of Gee's Bend

About 20 members of the Guild went on a day trip to London to see the exhibition and attend the lecture and slide show about these iconic quilts. Gee's Bend is a small African American community in south-western Alabama which, in the early 1800's, was an area of cotton plantations. During the Depression the federal government helped the locals own land and farms, which was unusual for blacks at that time, particularly in the south. To help keep the winter cold and summer dust out of their log cabins, inside walls were covered with collages of newspapers and magazines, which must have influenced their quilt patterns. In fact the women have their own names for blocks we are familiar with. They call the square-in-a-square Log Cabin pattern "Housetop", the Courthouse Steps variation is known as "Bricklayer", and the Roman Stripes or Rail Fence pattern is called a "Crazy" quilt (no relation to the Crazy quilts made with irregular scraps). Sometimes quilts were hung on the walls or laid on the floorboards. At that time quilts were made out of necessity, using any fabric available. Old quilts were cut up and used to wrap feet or mop floors, after the quilting thread had been removed by young boys and wound on a stick to be used for the next quilt.



The community's quilts were discovered by Bill and Matt Marnett when they were doing research on African American Art in the early 1900's. "The women had developed a distinctive, bold and sophisticated quilting style based on traditional American and African American quilts, but with a geometric simplicity reminiscent of Amish quilts and modern art. - and passed their skills and aesthetic down through six generations to the present." The first exhibition of Gee's Bend quilts was at the Museum of Fine Arts in Houston in 2002, which was followed by a country wide tour. Another followed in 2006. The exhibit we saw featured quilts that had not been on those tours.

Our first impression was one of disappointment, as many of the wall hangings and quilts had irregular piecing, borders and quilting. How used we are to perfect symmetry! But on closer inspection we found them more interesting and charming, recognising that these were made by women who expressed



their own feelings in whatever fabric they had at hand --- cotton, crimplene, corduroy, old denim jeans, etc. There were some wonderful colour combinations. One of the women who spoke at the lecture, Louisiana Bendolph, told us a little of her childhood in Gee's Bend. She was born in 1960 and picked cotton as a child. She said that kids worked

in the fields from about April to November and then only went to school from December. After desegregation, most local black schools were closed and the children were bussed 1 hour to Camden. But the white students there, left the school and so it had only black students.

Lou explained that her quilts are about her, and that if she is

not satisfied with a quilt top, she cuts it up and changes it as she pleases, stitching it together in different configurations until she is satisfied. Although she has been able to travel with the quilts and take some classes, she is happy to be part of the "plain and simple people" of Gee's Bend. Rita Mae Pettway, who sat at a table where small Gee's Bend quilts were for sale, told me that quilt tops are usually pieced by one person and then hand-quilted either by that person or by several women at the community centre, where frames are set up. She sews there every Monday to Wednesday, also spending time with others who come there for a meal.



A Collective has been set up to help show and sell quilts made in the community. In this way all of the women benefit, regardless of what they contribute. Images of Gee's Bend quilts have appeared in prints, cards, books, were featured on US stamps, and samples have been used by politicians as gifts to foreign visitors. No doubt these interesting quilts will continue to intrigue us as examples of African American Art. Alice Muller

### TRIP TO LANCASTER PA MARCH 15-19 2011

We need more people to fill the bus to the American Quilters' Society Quilt Show. A decision will be made in early December. Perhaps your friends would like to join us. It would be disappointing for those, who are signed up, if the trip has to be cancelled.

\$500 (\$535 for non-members) includes the bus, 4 nights at the Wyndham Hotel, dinner at an Amish Restaurant upon arrival, 4 breakfasts, and a tour of the Amish area. Call 905-562-7241 for more information.

Thank you!  
Donna Pree

### For Sale :

The Mountain Mist quilt frame is an ideal quilting frame for all projects. It will quilt up to 90 inches wide. It is convenient for putting backing, batting, and top together quickly. Work your quilt from the middle, half on each bar. You'll be inspired to quilt more as you see the quilt emerge.

Frame - winding bars 108 " long  
- table legs 36 inches wide  
- table height 30 ½ inches

Doris Miotto 905-227-2110



R.A.F.T.

Members of our Guild are very generous. We usually support a community effort at the holiday time. At the November meeting, if you wish to participate, we will collect for the teens (ages 16-20), **NEW** items such as toothbrushes, toothpaste, shampoo, soaps, deodorants, socks, mitts, toques and scarves for both girls and boys. Also bags of candy, hand lotion, etc. will be gratefully received.

Those of you who sit together might prefer to pool your gifts and make up a festive little shoebox or a cloth bag, (marked "girl" or "boy"). There will be a box at the back of the hall for collection of these item .

### Upcoming Events

Fall Workshops in the Colour Vie Studio - For info, visit [www.colourvie.com](http://www.colourvie.com)

Nov. 13 - 14, 2010 - **Touch of the Far East Autumn Quilt Retreat** - Orillia. For more info, contact Sue Bodis at 705-326-0652 or Wanda Miankov 705-327-4321

Nov. 20 - Dec. 5, 2010 - **Oshawa Fibre Art Show** - Oshawa. For more info, contact [martha.brown@rogers.com](mailto:martha.brown@rogers.com) or visit [www.bluemoonfabricarts.com](http://www.bluemoonfabricarts.com)

April 15 - 17, 2011 - Kawartha Quilt Maker Guild - **Feelings in Fabric Presents Memories in Stitches** - Peterborough. For more info, contact Maureen O'Neil at [kgg2011@gmail.com](mailto:kgg2011@gmail.com) or visit [www.kawarthaquiltmakerguild.com](http://www.kawarthaquiltmakerguild.com)

April 16 - 17, 2011 - **Quilt North** - Elliot Lake. For more info, contact Joyce MacKenize at, 705-848-1063, [twoscots1@mac.com](mailto:twoscots1@mac.com) or visit [www.elliottlake/quiltshow](http://www.elliottlake/quiltshow)

April 29 - May 1, 2011 - Windsor Quilters' Guild - **Quilt Show & Sale** - Windsor. For more info, contact Pat Laing at 519-733-5731, [vivianiac@gmail.com](mailto:vivianiac@gmail.com) or visit <http://windsorquiltersguild.8m.com>

April 30 - May 1, 2011 - Quinte Quilters' Guild - **Threads of Time** - Belleville. For more info, contact Beth Cook at 613-395-5208, [hblco@reach.net](mailto:hblco@reach.net) or visit <http://quintequiltersguild.ca/>

April 30 - May 1, 2011 - The Region of York Quilters Guild - **Silver Threads Quilt Show - Celebrating 25 years Together** - Newmarket. For more info, contact Carol Lypaczewski at 905-841-8250, [pyp@sympatico.ca](mailto:pyp@sympatico.ca) or visit [www.regionofyorkquiltersguild.ca](http://www.regionofyorkquiltersguild.ca)

May 19 - 21, 2011 - Niagara Heritage Quilters' Guild - **Quilts of Niagara - A "Symphony of Talents"** -Niagara-on-the-Lake.

May 24 - 28, 2011 - **Quilt Ontario** (Canadian Quilter's Association) - London. For more info, visit [www.canadianquilters.com](http://www.canadianquilters.com)



**modern fabrics & yarns**

**bee** 

a neighbourhood boutique for your creative side

188 victoria st, niagara-on-the-lake - 905 468 8190  
[www.beefabrics.ca](http://www.beefabrics.ca)

\* mention this ad for **10% off**  
 your next regular-priced purchase!



**Kismet WOOL SHOP**

8 Queenston Street 905-685-8642  
 St. Catharines, ON kismetwool@cogeco.ca  
 L2R 2Y7

**Sheila Brooks      Bev Mikulinski**

"Necklaces of Hope"  
 knitting and crochet supplies  
 consignment of handmade items  
 patterns galore, classes available

Open Mon.-Sat. 9:30 a.m.—5 p.m. / Closed Wed. at 12:30 p.m.



**Flare Fabrics**

BATIKS AND BOLD COTTONS

[www.flarefabrics.ca](http://www.flarefabrics.ca)

Marlene Starkman      marlene@flarefabrics.ca  
 Toronto, Canada      1-888-97FLARE (973-5273)



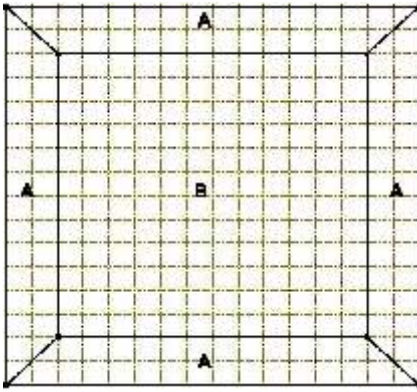


**The Quilt Batt**

Machine quilting - edge to edge & custom  
 Machine workshops & rental

3884 Mountain St  
 Beamsville, Ontario  
 L0R-1B2

Carol Cunningham  
 phone: 905-563-4068  
 email: [thequiltbatt@sympatico.ca](mailto:thequiltbatt@sympatico.ca)  
 website: [www.thequiltbatt.com](http://www.thequiltbatt.com)




This month you have a choice of two blocks or if you feel ambitious make both. Fussy cut your favourite large or medium print fall fabric for the center of the block(s).

Fussy cut your

**Cutting Instructions Single Block:**

Fussy cut a 6 ½” square of your Fall fabric.

Cut 2 from the dark and 2 from a lighter 1 ½ x 9 3/16” coordinating colour fabric that is solid or reads as a solid.




Trim corners at 45 degrees as shown above.

**Cutting Instructions for Lattice Block:**

Fussy cut four 2 ½ “ square of your Fall fabric.

Cut 8 from the dark and 8 from a lighter 1 ½ x 5 3/16” coordinating colour fabric that is solid or reads as a solid.



Trim corners at 45 degrees as shown above.

**Sewing Instructions:**

Pencil a dot at the ¼’ seam allowance of patch A and B to match up the dots to form a perfect square and also indicate your start and stop points when adding patch A to the fussy cut square (patch B). Sew patch A from the darker fabric, one to the top and the other to the left of patch B. Sew patch A from the lighter fabric, one to the bottom and the other to the right of patch B. Fold block in half by bringing top right corner to bottom left aligning the outer edge of patch A. Sew the mitered seam starting at block B stitching to the outer corner, being careful to tuck block B out of the way. Flip block and sew opposite mitered seam. Fold to complete the other two seams. For the Lattice Square repeat 3 more times assemble as a four patch. Square up the smaller lattice blocks to 4 ½” before assembling to for 8 ½” block, square up the large block to 8 ½”.

assembly

Sample of possible



For January, a paper pieced block by Carol Doak, please read up on paper piecing if not familiar with the technique. (With permission block 225 in 300 Paper-Pieced Quilt Blocks, see page 38 and 137.)